

Kobelco SK500LC-11

(with Movax SP-70 / MPL-300 Multi-Tool Piling Leader)

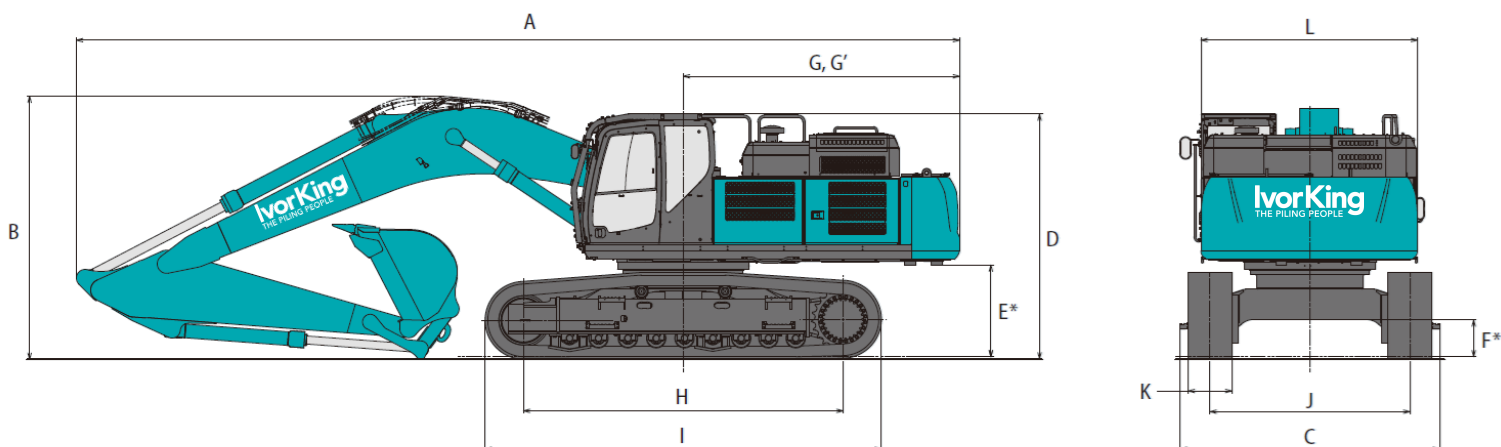
Excavator	Kobelco SK500LC-11
Engine Type	HINO E13CYM Tier IV
Rated Power	300 kW @ 1900 rpm
Maximum Torque	1700 Nm @ 1400 rpm
Monoboom Length	7.00 m
Arm Length	3.45 m
Ground Bearing Pressure	67 kN/m ²
Height & Slew Restrictor	XWatch XW5
Transport weight ^a	50.6 tonnes
Operating Weight (approx.) ^b	54 - 57 tonnes

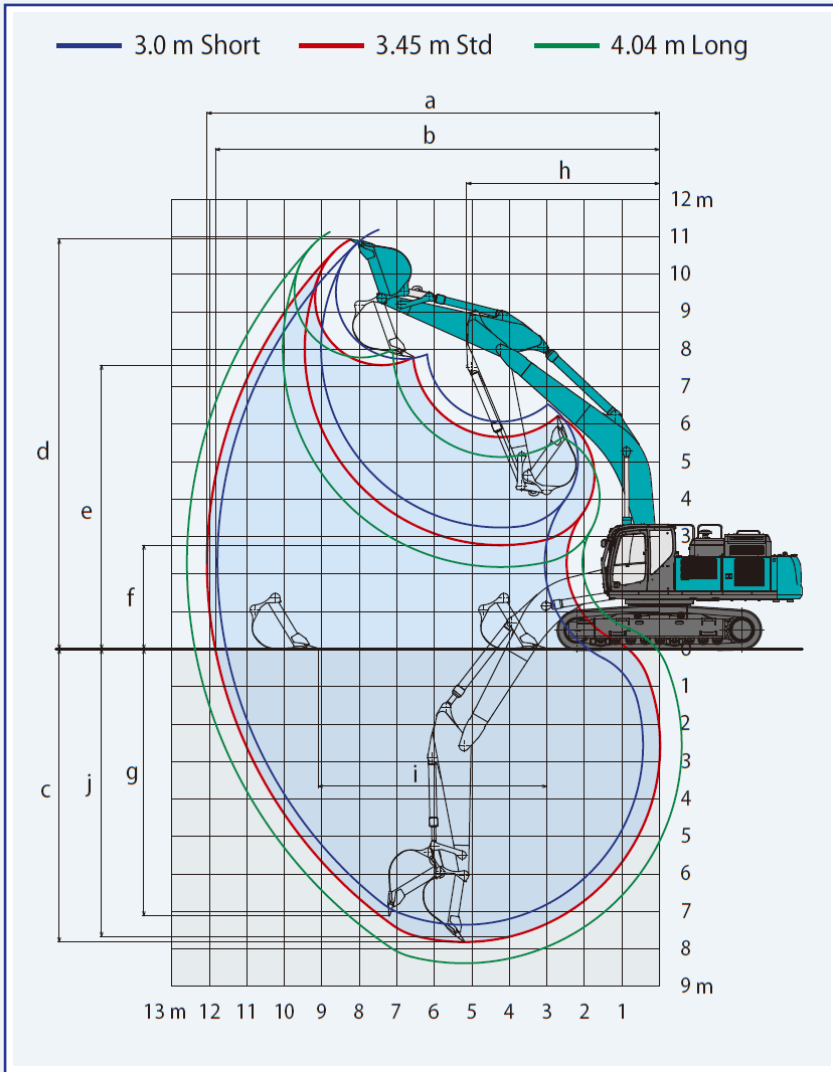
^a Transport weight = excavator + counterweight & boom (excludes attachment)

^b Operating weight = excavator + counterweight & boom + attachment

Dimensions	(mm)
(A) Overall length	12160
(B) Overall height (to top of boom)	3620
(C) Overall width (with step)	3580
(D) Overall height (to top of cab)	3380
(E) Ground clearance of rear end*	1260
(F) Ground clearance*	505
(G) Tall swing radius	3800
(G') Distance from centre of swing to rear end	3800
(H) Tumbler distance	4400
(I) Overall length of crawler	5460
(J) Track gauge	2890
(K) Show width	800
(L) Overall width (standard track)	2980

*Not including height of shoe lug





7m Boom with 3.45m Standard Arm

(a) Max digging reach	12.07m
(b) Max. reach at ground level	11.84m
(c) Max. digging depth	7.81m
(d) Max. digging height	10.93m
(e) Max. dumping clearance	7.58m
(f) Min. dumping clearance	2.77m
(g) Max. vertical wall digging depth	7.12m
(h) Max. swing radius	5.14m
(i) Horizontal digging stroke at ground level	6.1m
(j) Digging depth for 2.4 m (8') flat bottom	7.67m
Bucket capacity ISO heaped	1.9m ³
Bucket digging force	267/292kN*
Arm crowding force	203/222kN*

Quick Hitch

*Power Boost Engaged

Strickland S-Lock Coupler

SWL: 30T



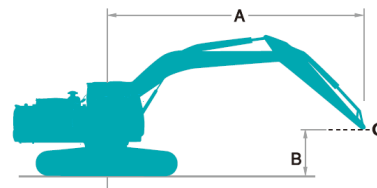
Weight: 1071 kg

Min. Range: 537 mm
Max. Range: 590 mm
Diameter of bar: Ø100 mm

Lifting Capacities

- Notes:
- Lift capacities are in compliance with ISO 10567
 - Arm top defined as lift point
 - * Denotes lift capacities limited by hydraulic capacity rather than tipping load
 - The nominal loads do not exceed 87% of the hydraulic capacity or 75% of the capacity of the swing.
 - 0m = Ground level
 - Lift capacities are based on machine standing on level, firm and uniform ground

NB: Weight of all accessories must be deducted from the above lift capacities



A: Reach from swing centerline to top arm

B: Arm top height above/below ground

C: Lift point



Rating over front



Rating side or 360 degrees

Unit: kg

Conditions	Load point height (m)	Load radius										Max. Reach		
		3.0 m		4.5 m		6.0 m		7.5 m		9.0 m		metre		
		Front	Side	Front	Side	Front	Side	Front	Side	Front	Side			
Boom 7.0 m Arm 3.45 m	9.0											*10300	*10300	7.76m
	7.5											*10080	9080	8.86m
	6.0							*10640	10640	*10120	8780	*9880	7850	9.59m
	4.5			*18010	*18010	*13790	*13790	*11720	11290	*10600	8550	*9970	7140	10.04m
	3.0			*22740	22120	*16080	14750	*12980	10770	*11270	8270	*10320	6770	10.26m
	1.5			*14790	*14790	*17950	13980	*14120	10310	*11920	8010	10630	6650	10.25m
	0			*18080	*18080	*19010	13530	*14890	10000	*12350	7830	10900	6790	10.01m
	-1.5	*13040	*13040	*25670	20470	*19180	13370	*15090	9860	*12320	7760	*11430	7230	9.53m
	-3.0	*22230	*22230	*24070	20690	*18390	13440	*14500	9910			*11770	8140	8.76m
	-4.5	*28040	*28040	*21070	21070	*16290	13750	*12320	10220			*11940	10020	7.62m

Kobelco SK500LC-11

Movax SP-70 Pile Driver

Movax SP-70

Weight (excl. adapter)	2808 kg
Width	1128 mm
Height	2410 mm
Depth	1170 mm
Centrifugal force. Max.	700 kN
Frequency	3000 rpm
Pressure Setting	350 Bar
Return pressure. Max	5 Bar
Swing angle	+/- 360°
Tilt angle	+/- 30°
Clearance to centre line of pile	800 mm

Suitable Pile Types & Dimensions

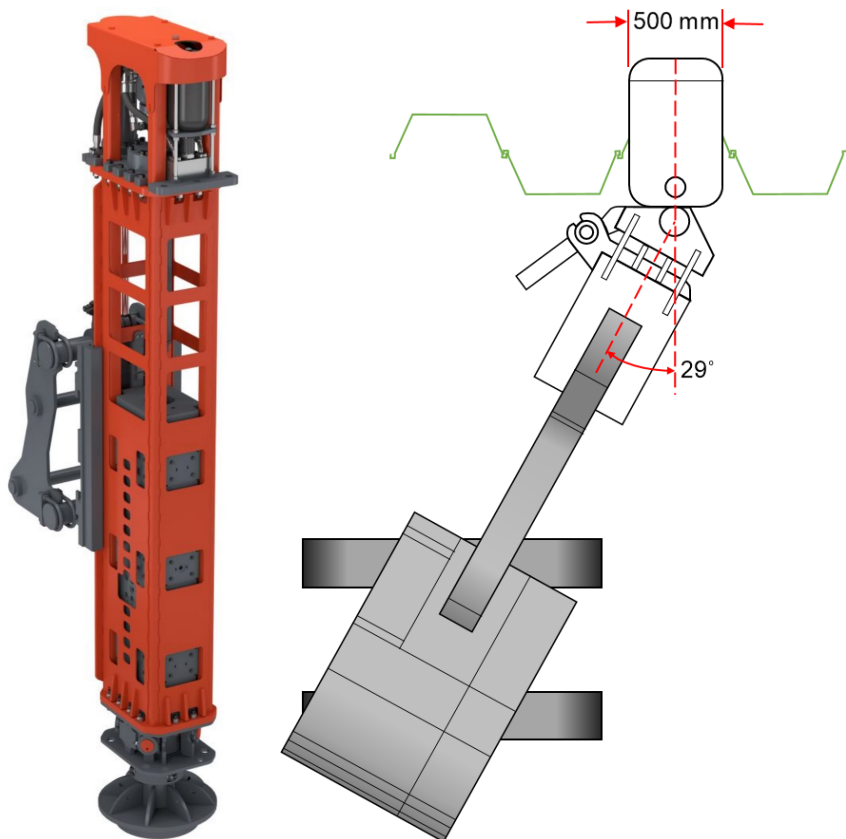
Sheet pile (width)	600 - 1200 mm
Sheet pile (depth)	230 mm
H-beam minimum size	H240



Length & Weight of pile	< 8 m / 1600 kg
	> 8 m / 2500 kg



Movax DH-25 Impact Hammer



Technical Data

Technical Data	DH-25
Weight (inc. adapter, driving cap with tilt + rotation)	5450 kg
Transport width	1200 mm
Transport depth	1870 mm
Height	5100 mm
Blows per minute (max.)	100
Energy per blow	2039 kg/m
Drop height (max.)	1200 mm
Operating pressure	200 bar
Weight of ram	2000 kg
Rotation angle	+/- 29°
Tilt angle	+/- 15°



Kobelco SK500LC-11

Multi-Tool Piling Leader MPL-300

Technical Data		MPL-300
Weight	(without adapter & tool)	4000 - 4500 kg
Height		15.0 m
Forward inclination		20°
Backward inclination		20°
Tilt		8°
Rotation (optional)		60 - 90°
Winches	Main winch line pull	57 kN
	Aux winch line pull	25 kN
Crowd system	pull down force	57 / 114 kN
	extraction force	57 / 171 kN
Transport length		8600 mm
Transport width		1800 mm
Transport height		2000 mm
Transport weight		4000 - 5000 kg

Rotary drive for CFA RHP-5

Technical Data		RHP-5
Total weight		1400 kg
Torque (max.)		50 kNm
Drilling speed		0-50 rpm
Oil flow		250 l/min
Maximum pressure		320 bar
Pre-augering	Depth	12.0 m
	Hole diameter	300 - 600 mm
CFA	Depth	12.0 m
	Hole diameter	300 - 600 mm

